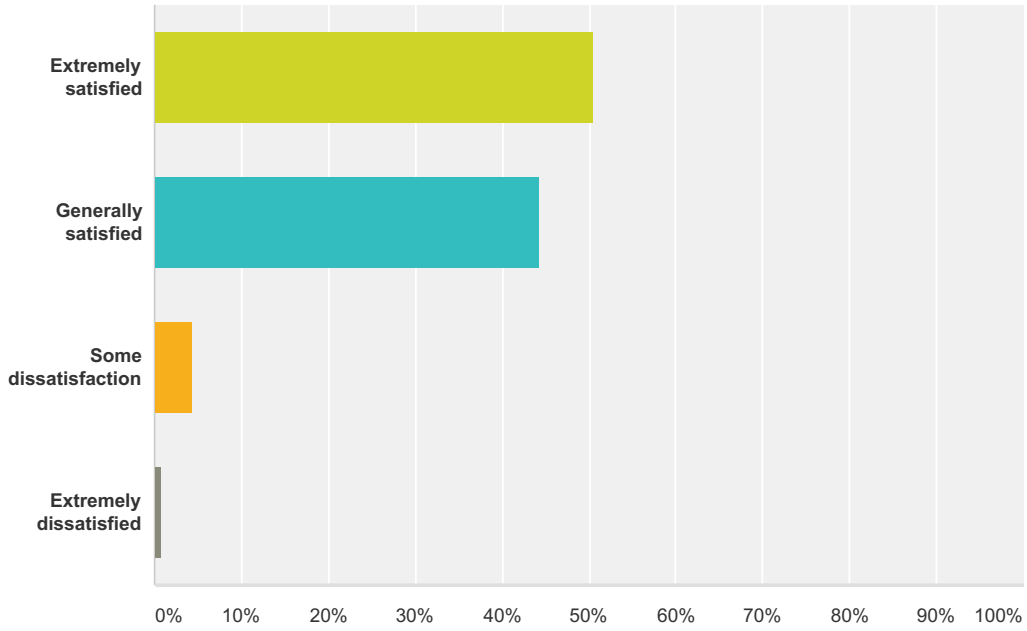


Q1 The overall quality of education provided by Navigator College for our child / children

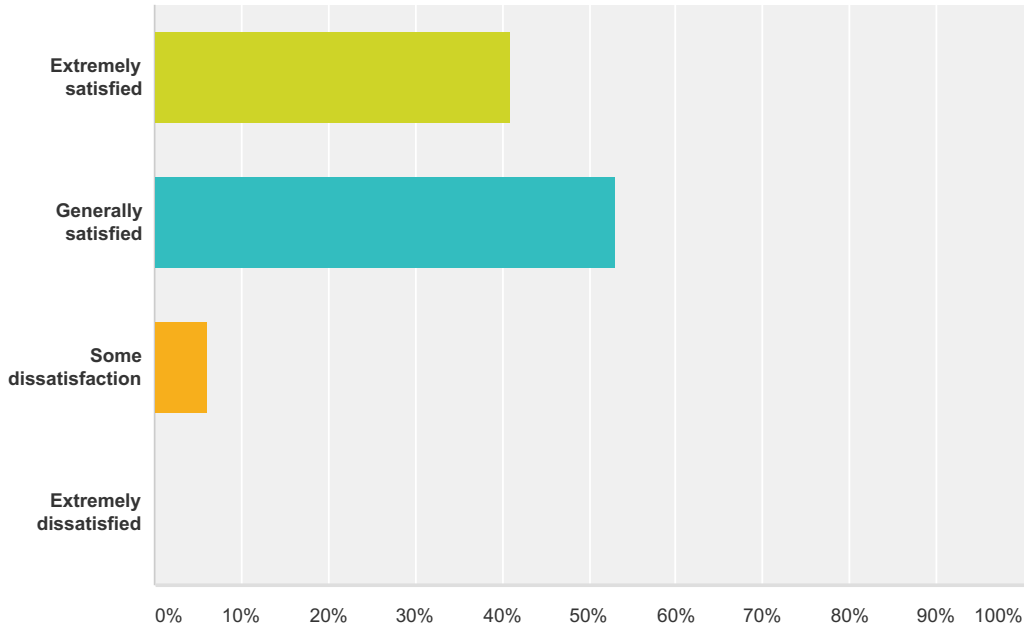
Answered: 115 Skipped: 0



Answer Choices	Responses
Extremely satisfied	50.43% 58
Generally satisfied	44.35% 51
Some dissatisfaction	4.35% 5
Extremely dissatisfied	0.87% 1
Total	115

Q2 The general outgoing communication from the College to families

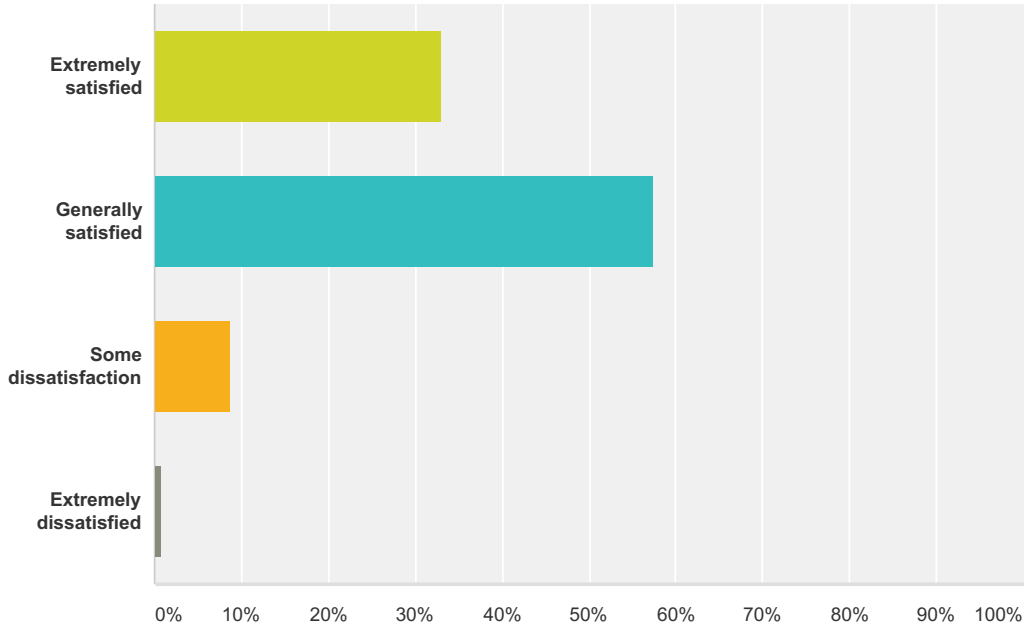
Answered: 115 Skipped: 0



Answer Choices	Responses
Extremely satisfied	40.87% 47
Generally satisfied	53.04% 61
Some dissatisfaction	6.09% 7
Extremely dissatisfied	0.00% 0
Total	115

Q3 The two-way communication between home and school specifically in relation to my child / children's learning.

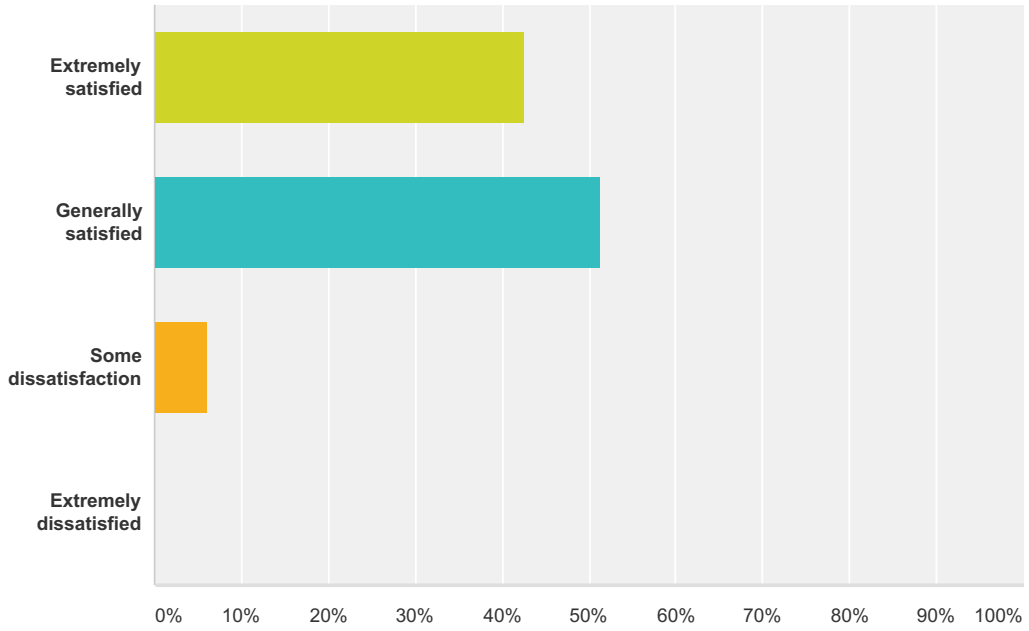
Answered: 115 Skipped: 0



Answer Choices	Responses	Count
Extremely satisfied	33.04%	38
Generally satisfied	57.39%	66
Some dissatisfaction	8.70%	10
Extremely dissatisfied	0.87%	1
Total		115

Q4 The academic program of the College.

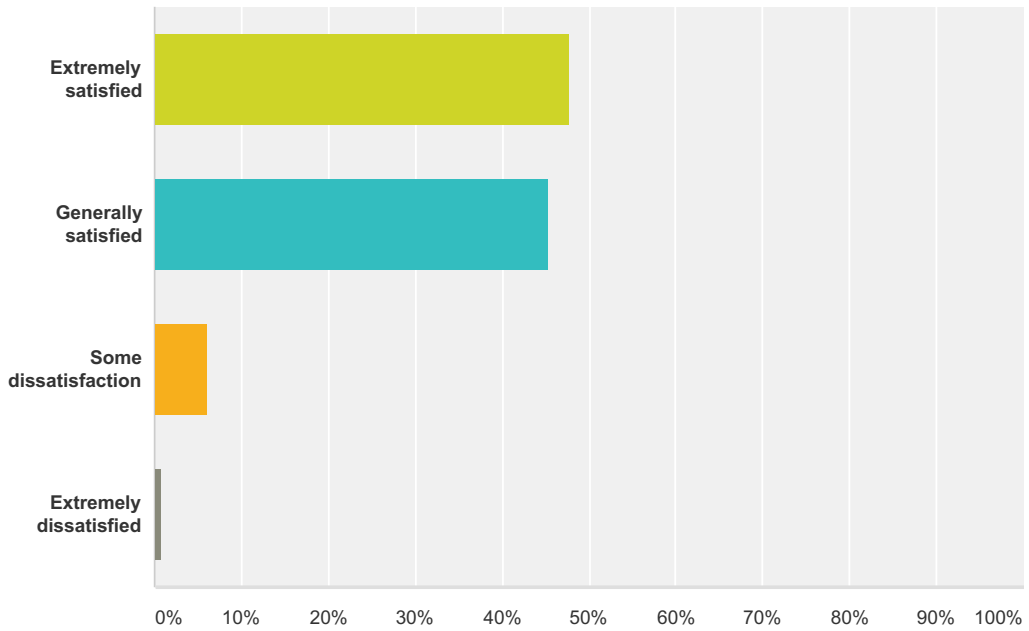
Answered: 115 Skipped: 0



Answer Choices	Responses
Extremely satisfied	42.61% 49
Generally satisfied	51.30% 59
Some dissatisfaction	6.09% 7
Extremely dissatisfied	0.00% 0
Total	115

Q5 The academic standards of the College.

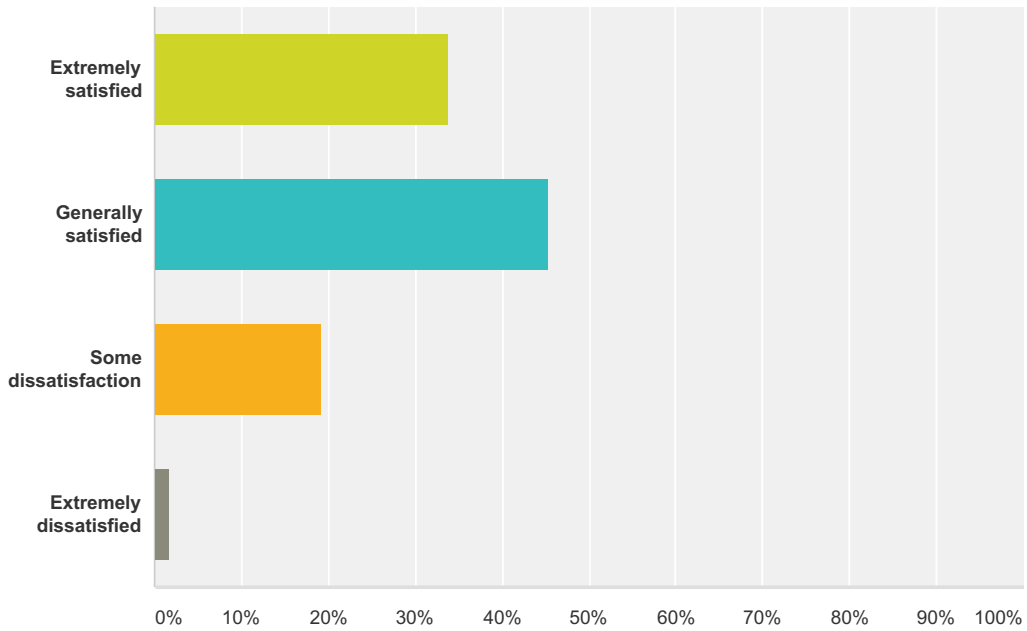
Answered: 115 Skipped: 0



Answer Choices	Responses
Extremely satisfied	47.83% 55
Generally satisfied	45.22% 52
Some dissatisfaction	6.09% 7
Extremely dissatisfied	0.87% 1
Total	115

Q6 The learning needs and interests of my child / children are provided for.

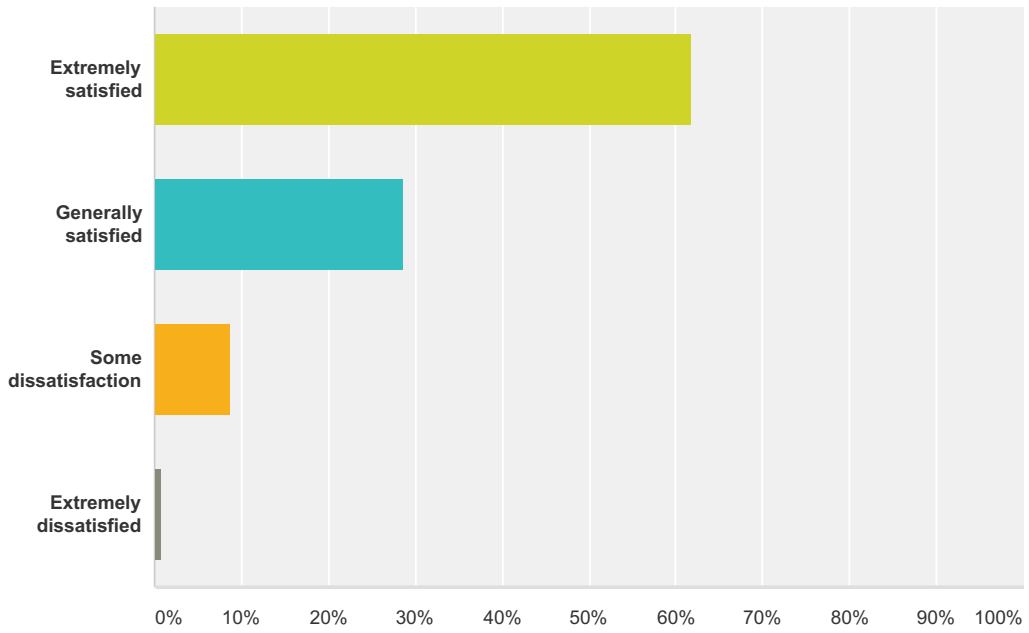
Answered: 115 Skipped: 0



Answer Choices	Responses
Extremely satisfied	33.91% 39
Generally satisfied	45.22% 52
Some dissatisfaction	19.13% 22
Extremely dissatisfied	1.74% 2
Total	115

Q7 Navigator College as a safe place for my child / children

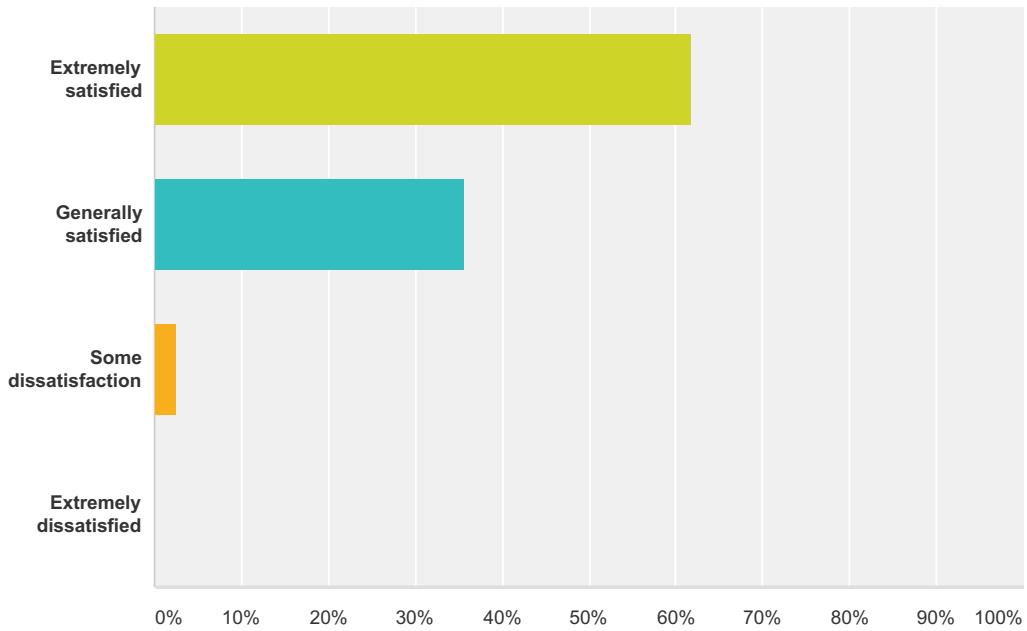
Answered: 115 Skipped: 0



Answer Choices	Responses	Count
Extremely satisfied	61.74%	71
Generally satisfied	28.70%	33
Some dissatisfaction	8.70%	10
Extremely dissatisfied	0.87%	1
Total		115

Q8 The quality of care provided for my child / children at Navigator College.

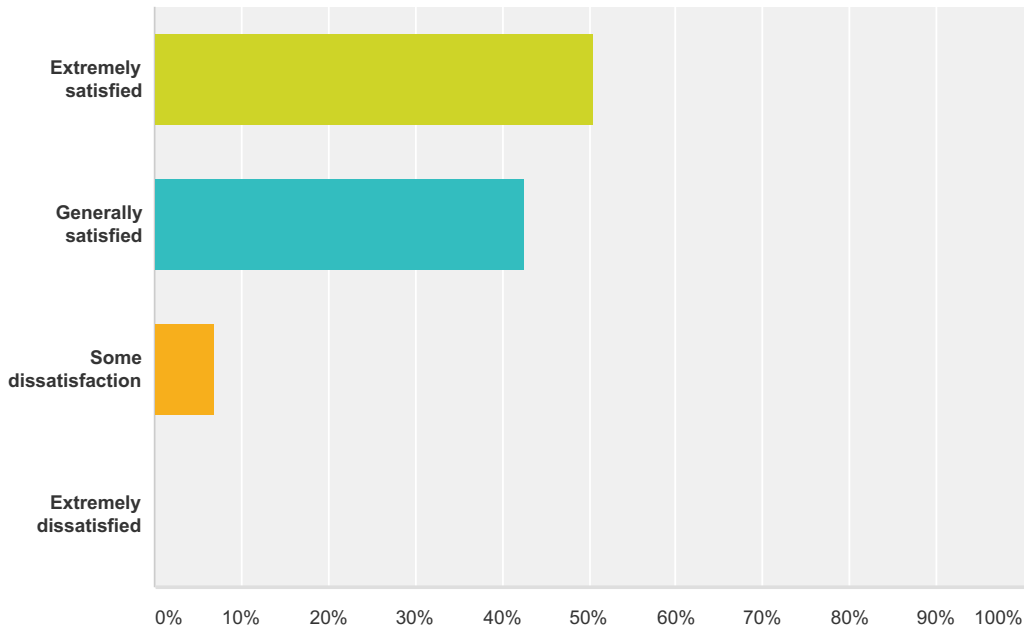
Answered: 115 Skipped: 0



Answer Choices	Responses	
Extremely satisfied	61.74%	71
Generally satisfied	35.65%	41
Some dissatisfaction	2.61%	3
Extremely dissatisfied	0.00%	0
Total		115

Q9 The sense of community of Navigator College.

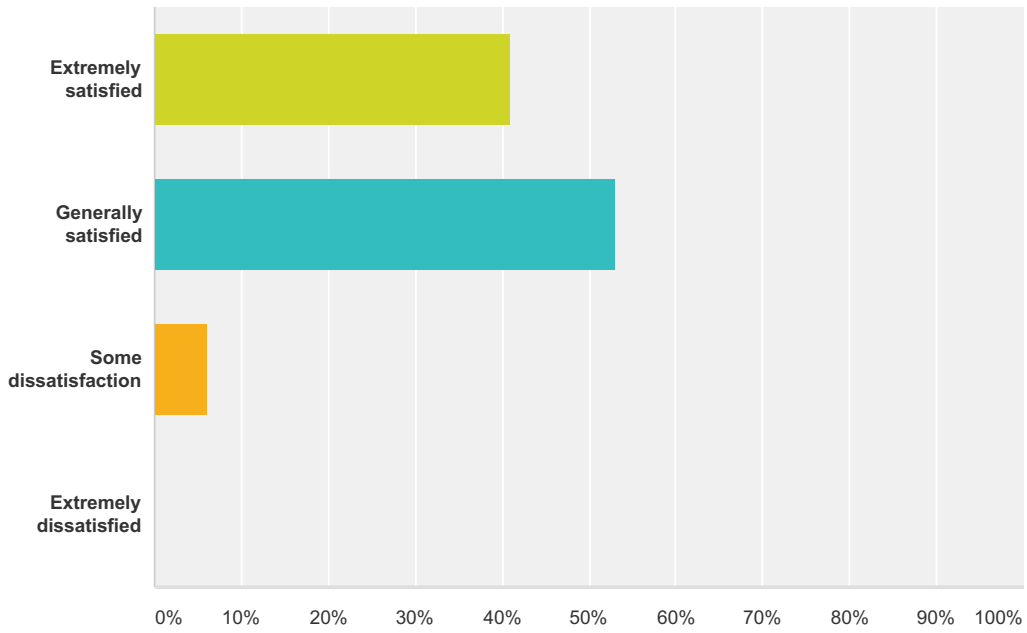
Answered: 115 Skipped: 0



Answer Choices	Responses	Count
Extremely satisfied	50.43%	58
Generally satisfied	42.61%	49
Some dissatisfaction	6.96%	8
Extremely dissatisfied	0.00%	0
Total		115

Q10 The spiritual dimension of Navigator College.

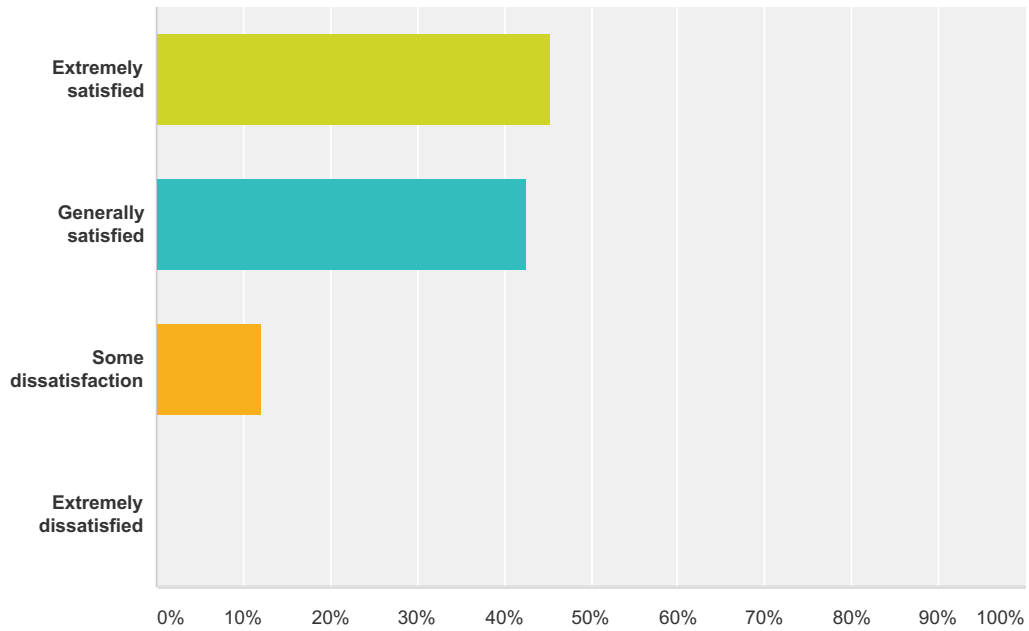
Answered: 115 Skipped: 0



Answer Choices	Responses	
Extremely satisfied	40.87%	47
Generally satisfied	53.04%	61
Some dissatisfaction	6.09%	7
Extremely dissatisfied	0.00%	0
Total		115

Q11 The Uniform Shop services provided by the College.

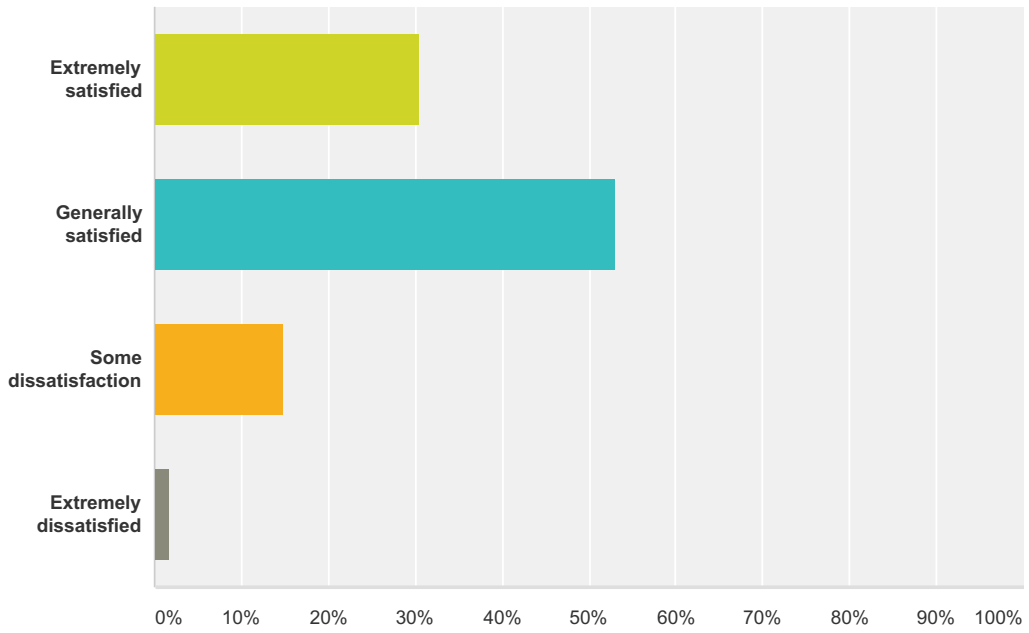
Answered: 115 Skipped: 0



Answer Choices	Responses	Count
Extremely satisfied	45.22%	52
Generally satisfied	42.61%	49
Some dissatisfaction	12.17%	14
Extremely dissatisfied	0.00%	0
Total		115

Q12 The canteen services provided by Navigator College.

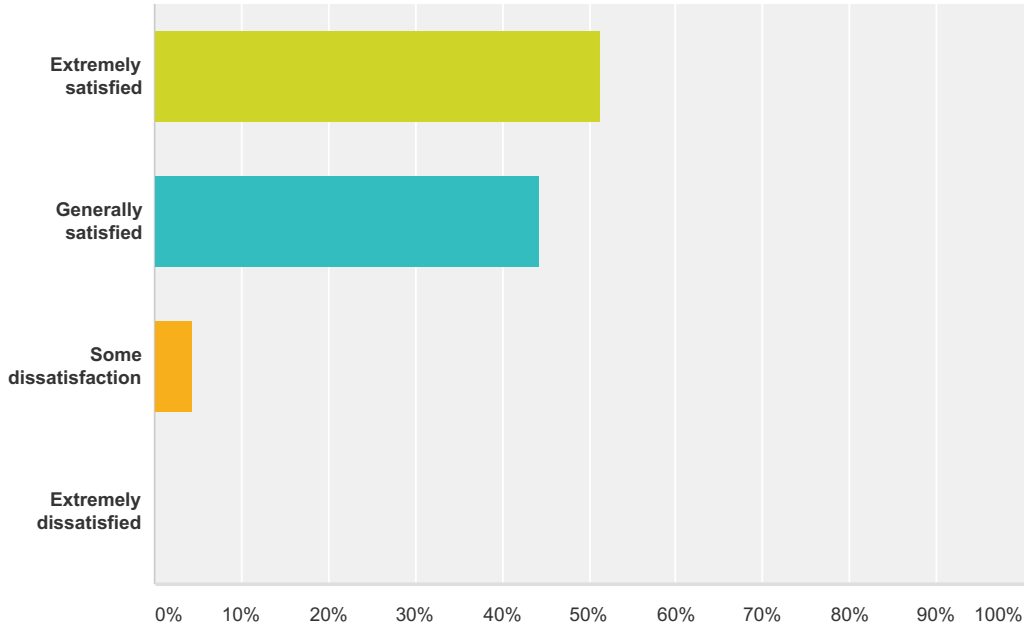
Answered: 115 Skipped: 0



Answer Choices	Responses
Extremely satisfied	30.43% 35
Generally satisfied	53.04% 61
Some dissatisfaction	14.78% 17
Extremely dissatisfied	1.74% 2
Total	115

Q13 The overall standard of facilities provided by Navigator College at this stage of its development.

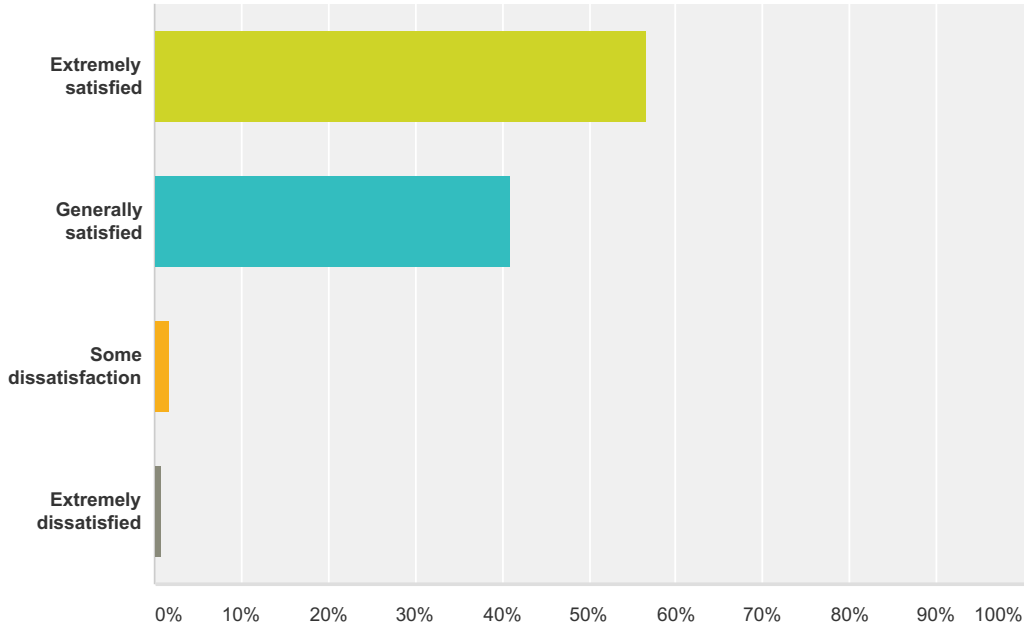
Answered: 115 Skipped: 0



Answer Choices	Responses	
Extremely satisfied	51.30%	59
Generally satisfied	44.35%	51
Some dissatisfaction	4.35%	5
Extremely dissatisfied	0.00%	0
Total		115

Q14 The progress that has been made during the first 8 years, of establishing Navigator College as a place of excellence in education.

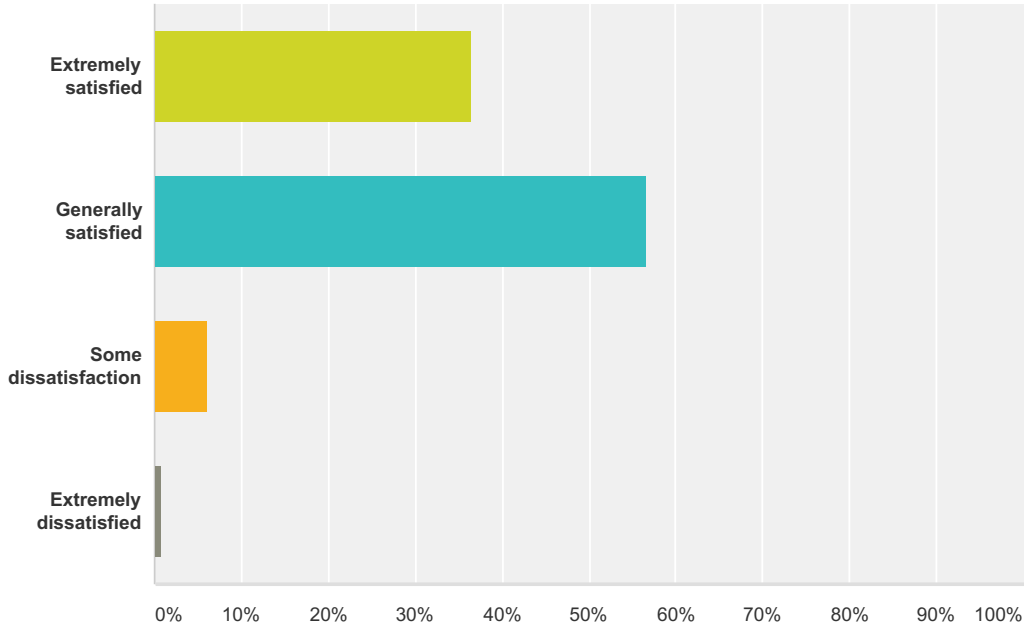
Answered: 115 Skipped: 0



Answer Choices	Responses
Extremely satisfied	56.52% 65
Generally satisfied	40.87% 47
Some dissatisfaction	1.74% 2
Extremely dissatisfied	0.87% 1
Total	115

Q15 The opportunity to have input into the shaping of the future directions of the College.

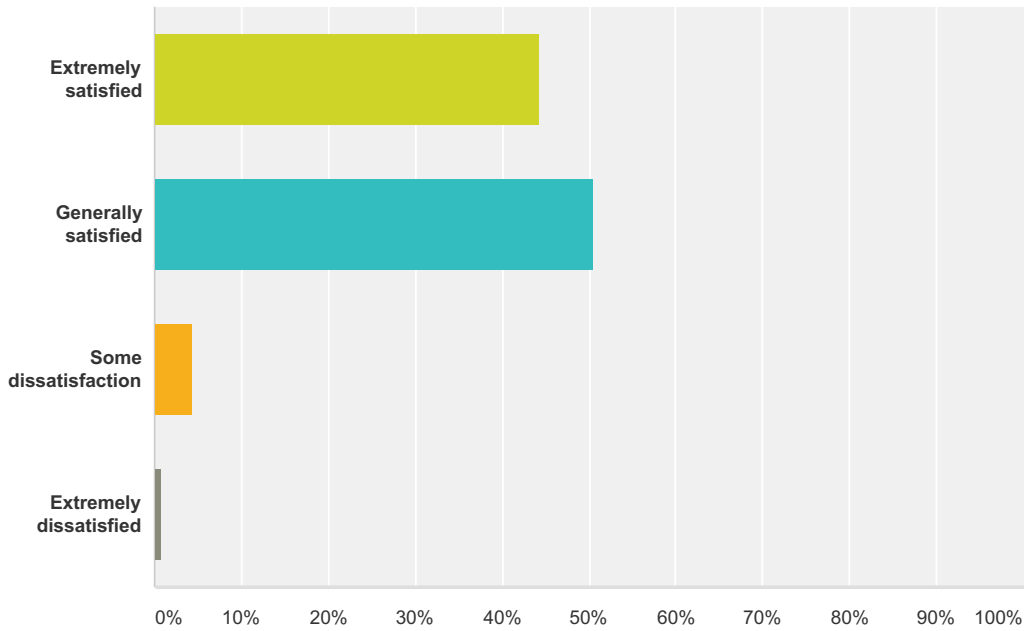
Answered: 115 Skipped: 0



Answer Choices	Responses	Count
Extremely satisfied	36.52%	42
Generally satisfied	56.52%	65
Some dissatisfaction	6.09%	7
Extremely dissatisfied	0.87%	1
Total		115

Q16 The opportunity for parent involvement at Navigator College.

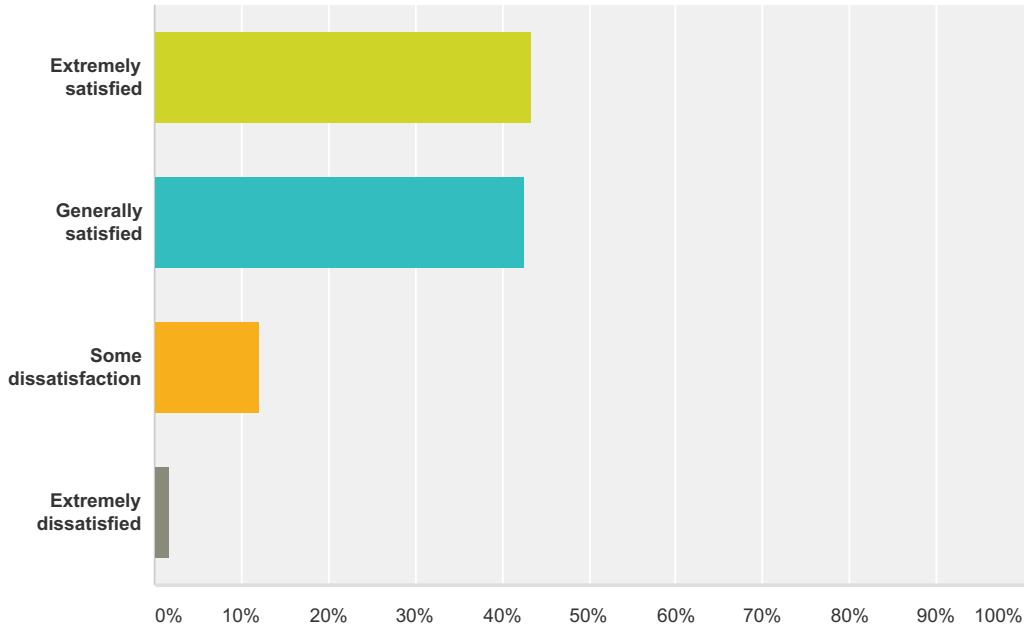
Answered: 115 Skipped: 0



Answer Choices	Responses
Extremely satisfied	44.35% 51
Generally satisfied	50.43% 58
Some dissatisfaction	4.35% 5
Extremely dissatisfied	0.87% 1
Total	115

Q17 If/when I express concerns to the College my voice will be heard.

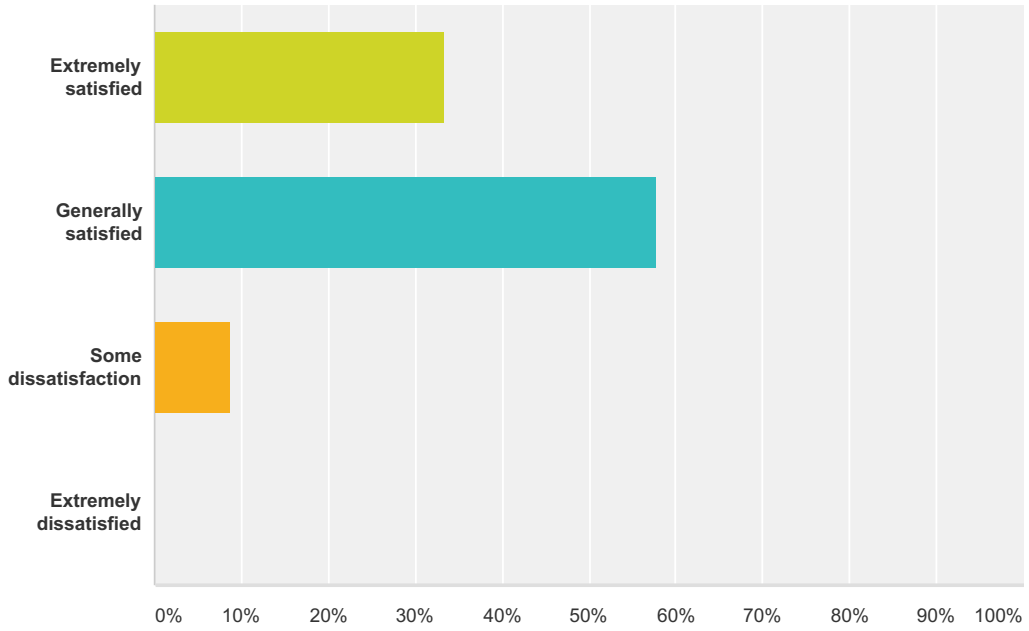
Answered: 115 Skipped: 0



Answer Choices	Responses
Extremely satisfied	43.48% 50
Generally satisfied	42.61% 49
Some dissatisfaction	12.17% 14
Extremely dissatisfied	1.74% 2
Total	115

Q18 Flexible Learning Opportunities

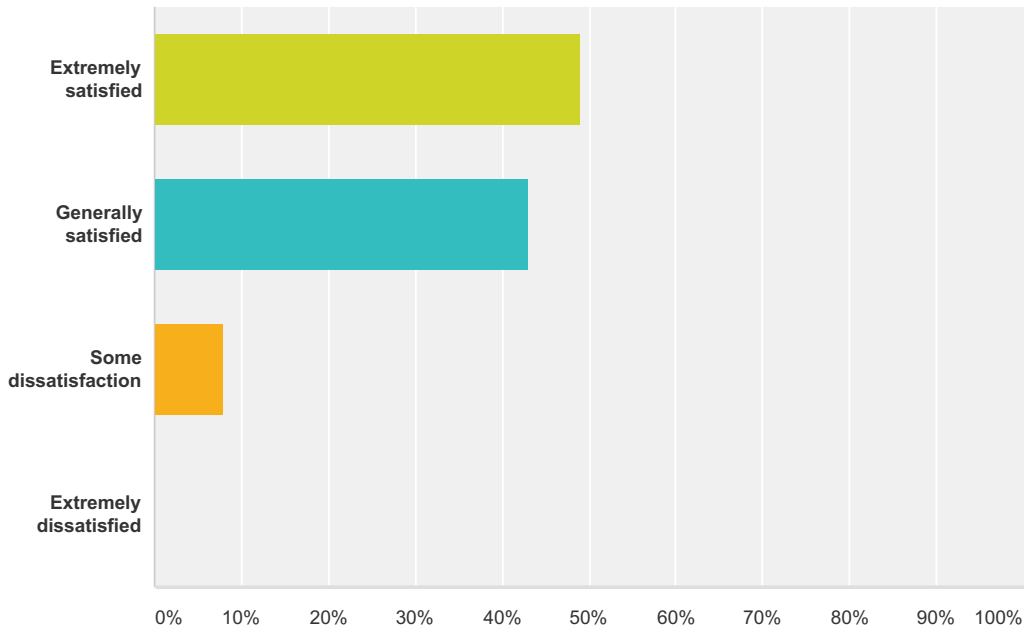
Answered: 114 Skipped: 1



Answer Choices	Responses	Count
Extremely satisfied	33.33%	38
Generally satisfied	57.89%	66
Some dissatisfaction	8.77%	10
Extremely dissatisfied	0.00%	0
Total		114

Q19 Inclusive, Compassionate Community

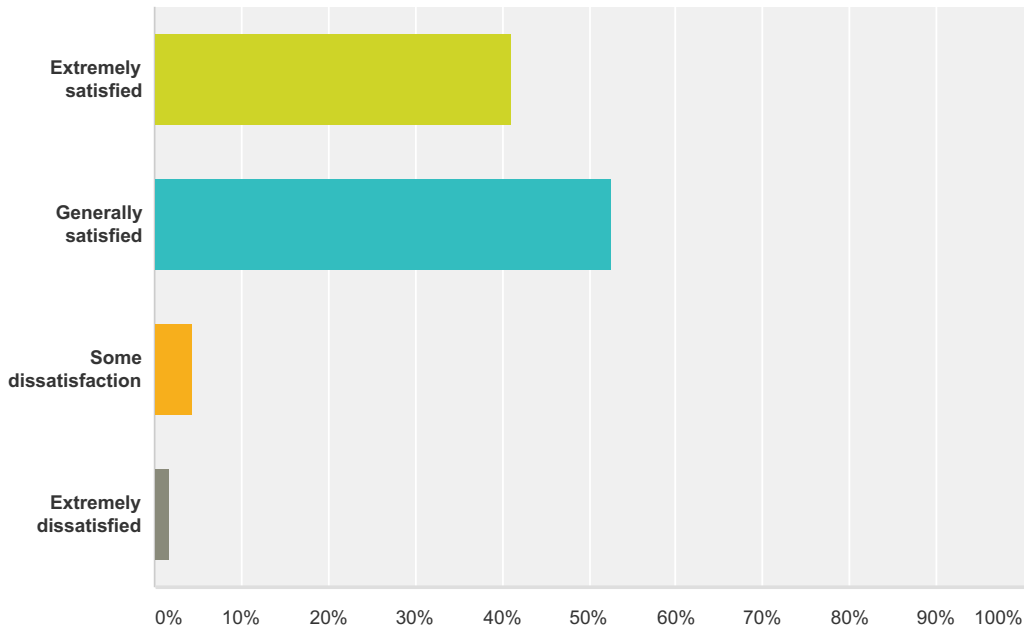
Answered: 114 Skipped: 1



Answer Choices	Responses
Extremely satisfied	49.12% 56
Generally satisfied	42.98% 49
Some dissatisfaction	7.89% 9
Extremely dissatisfied	0.00% 0
Total	114

Q20 Empowering Academic Curriculum

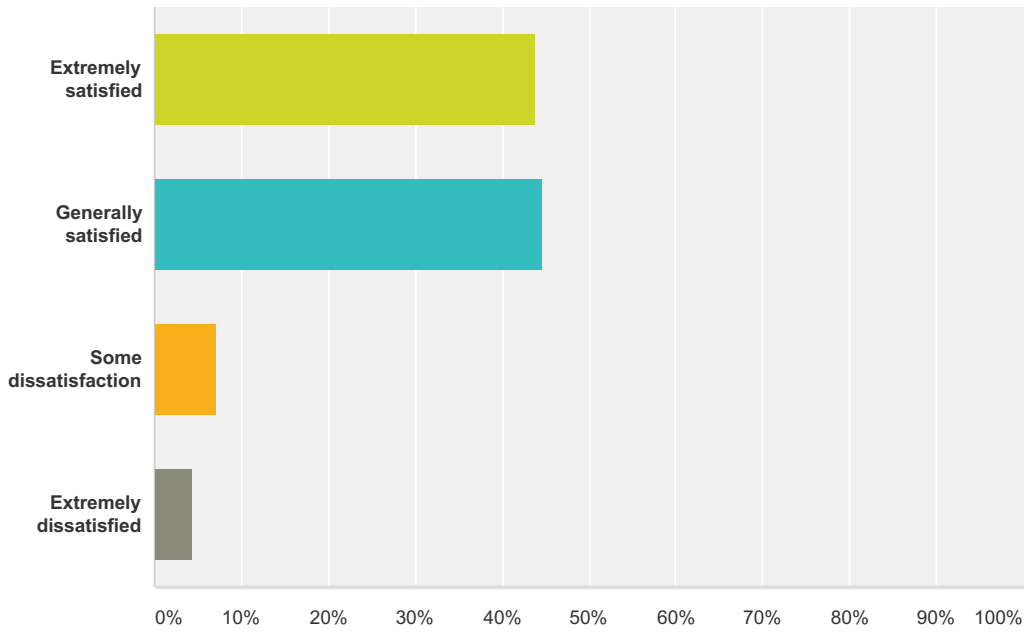
Answered: 114 Skipped: 1



Answer Choices	Responses
Extremely satisfied	41.23% 47
Generally satisfied	52.63% 60
Some dissatisfaction	4.39% 5
Extremely dissatisfied	1.75% 2
Total	114

Q21 Technologically Advanced Practices

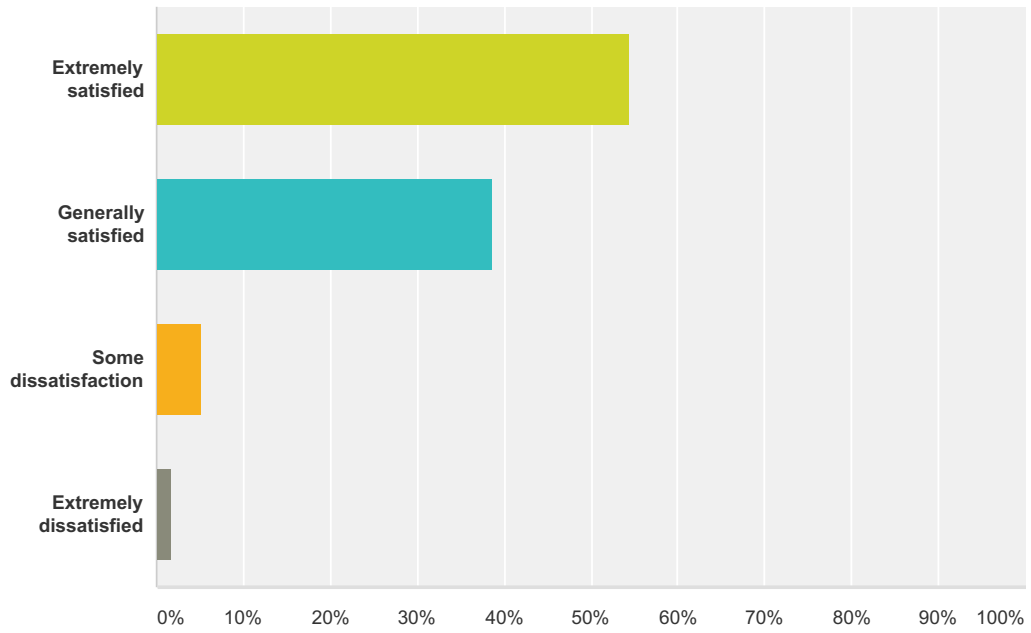
Answered: 114 Skipped: 1



Answer Choices	Responses
Extremely satisfied	43.86% 50
Generally satisfied	44.74% 51
Some dissatisfaction	7.02% 8
Extremely dissatisfied	4.39% 5
Total	114

Q22 Modern, Innovative Facilities

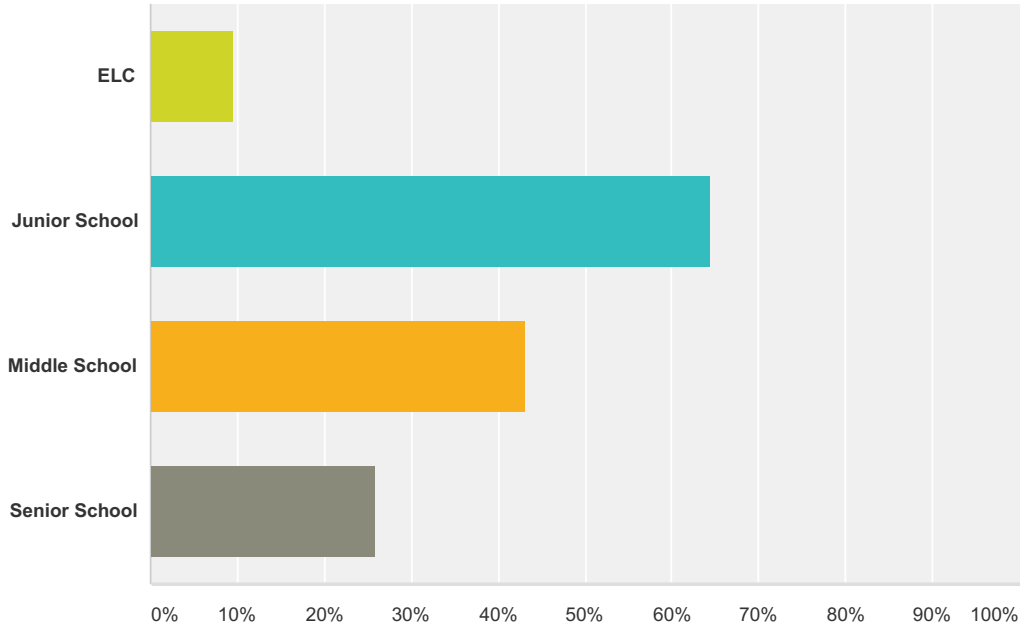
Answered: 114 Skipped: 1



Answer Choices	Responses
Extremely satisfied	54.39% 62
Generally satisfied	38.60% 44
Some dissatisfaction	5.26% 6
Extremely dissatisfied	1.75% 2
Total	114

Q29 Please indicate the section/s of the school in which you have a child / children enrolled at Navigator College in 2017.

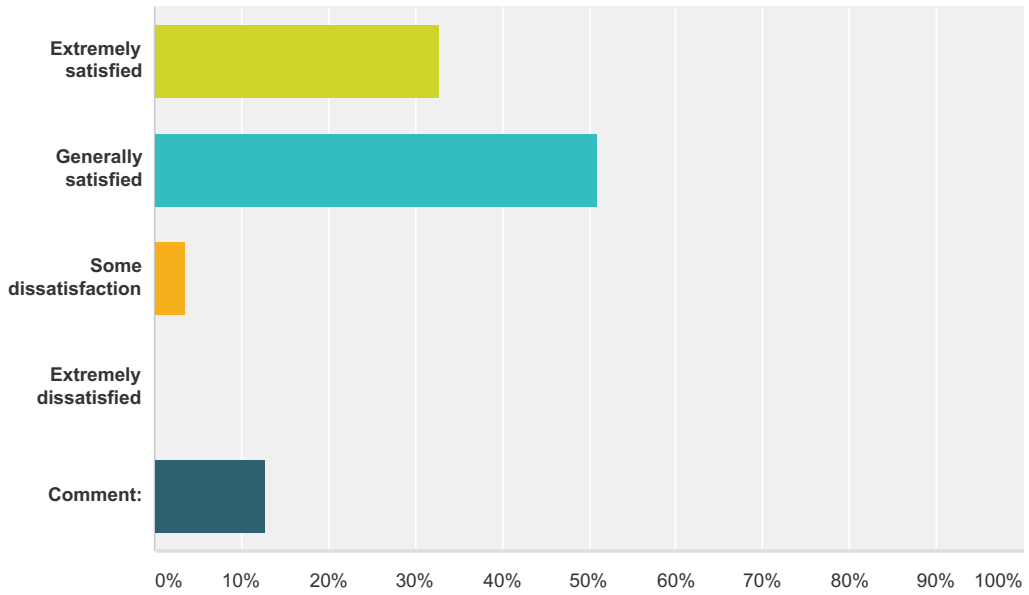
Answered: 104 Skipped: 11



Answer Choices	Responses
ELC	9.62% 10
Junior School	64.42% 67
Middle School	43.27% 45
Senior School	25.96% 27
Total Respondents: 104	

Q30 The A4 written report shows evidence of learning

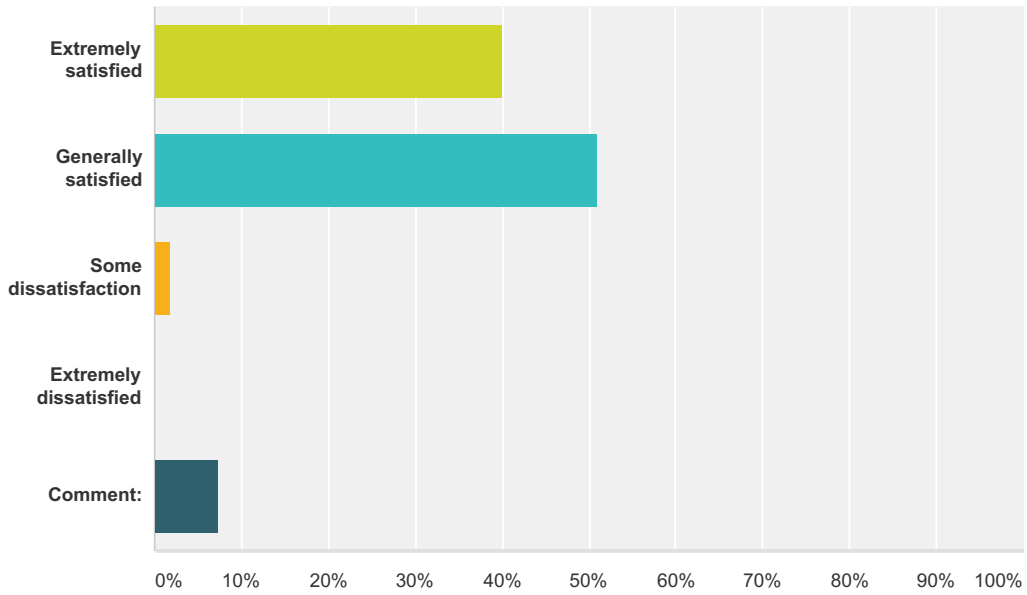
Answered: 55 Skipped: 60



Answer Choices	Responses	Count
Extremely satisfied	32.73%	18
Generally satisfied	50.91%	28
Some dissatisfaction	3.64%	2
Extremely dissatisfied	0.00%	0
Comment:	12.73%	7
Total		55

Q31 The accompanying portfolio shows evidence of learning

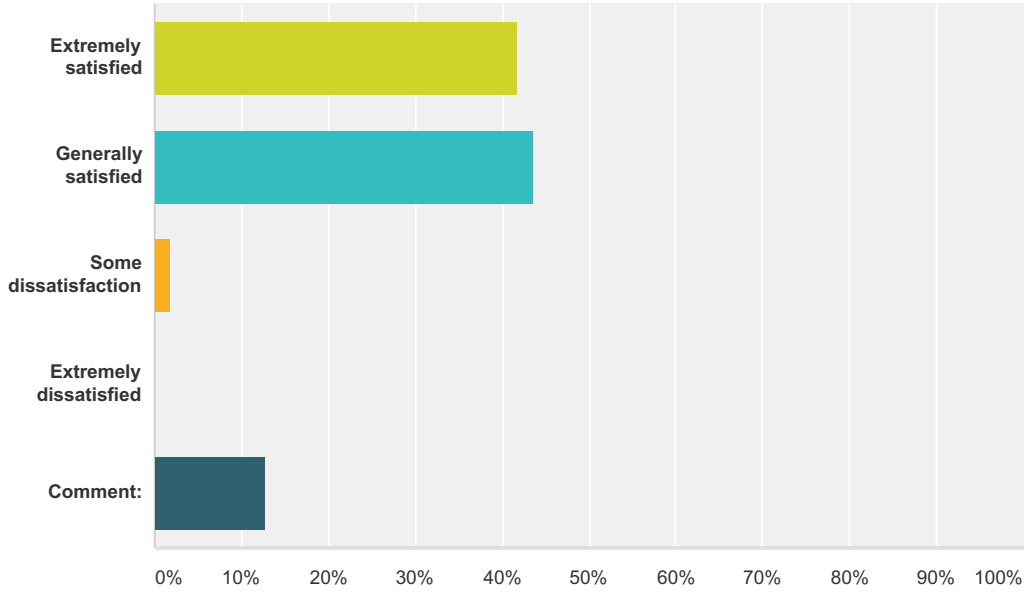
Answered: 55 Skipped: 60



Answer Choices	Responses	Count
Extremely satisfied	40.00%	22
Generally satisfied	50.91%	28
Some dissatisfaction	1.82%	1
Extremely dissatisfied	0.00%	0
Comment:	7.27%	4
Total		55

Q32 The Parent Teacher Conference in Week 6 Term 1 gave me evidence of student learning.

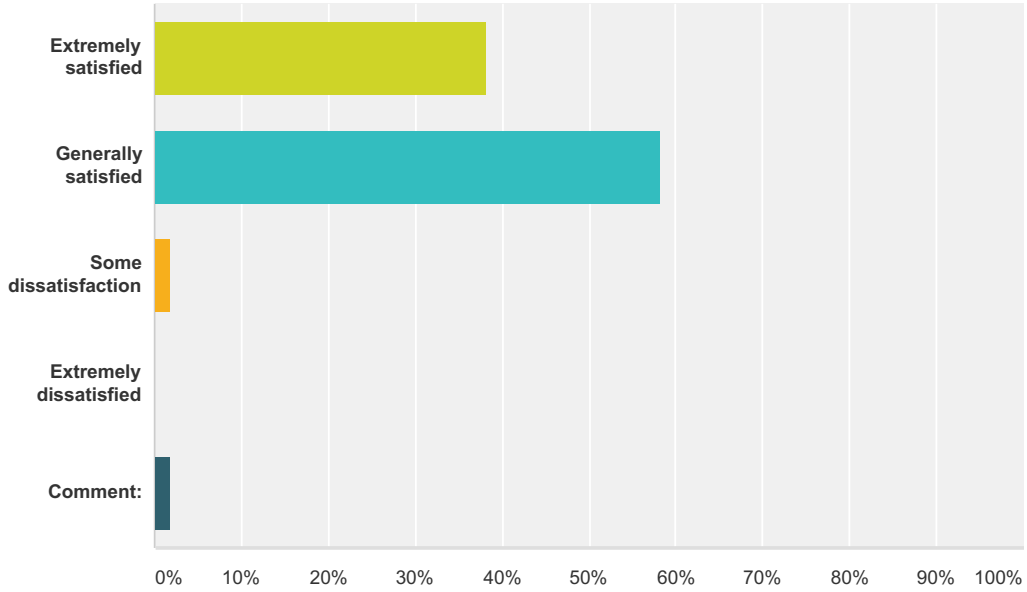
Answered: 55 Skipped: 60



Answer Choices	Responses	Count
Extremely satisfied	41.82%	23
Generally satisfied	43.64%	24
Some dissatisfaction	1.82%	1
Extremely dissatisfied	0.00%	0
Comment:	12.73%	7
Total		55

Q33 The decision to issue a paper report placed in the portfolio folder helped me see evidence of learning.

Answered: 55 Skipped: 60



Answer Choices	Responses	Count
Extremely satisfied	38.18%	21
Generally satisfied	58.18%	32
Some dissatisfaction	1.82%	1
Extremely dissatisfied	0.00%	0
Comment:	1.82%	1
Total		55